



# THE POWER OF TOGETHER.



By The Hand Club For Kids  
2025 Annual Report



**The thief comes only  
to steal and kill and  
destroy. I came that  
they may have life and  
have it abundantly.**

JOHN 10:10

**By The Hand** is a Chicago-based after-school program that emphasizes academic excellence while supporting the whole child—mind, body and soul. Located within some of Chicago's most under-resourced neighborhoods, By The Hand offers help and hope to children and their families.

## Letter From the Founder and CEO



Thank you! Because of you, The Power of Together is multiplying to reach more of our students than ever before.

By The Hand Club has seen the impact of our mission—to take kids by the hand and walk with them from kindergarten through college and early career, mind, body and soul—play out in the lives of children for 25 years, held up by your steadfast partnership.

We know the thief comes only to steal and kill and destroy. And yet we get to join the work God has enabled, through Jesus, to help our students experience life, fully and abundantly. As we press on, new stories and possibilities continue to emerge.

Together, we marvel and celebrate as our children overcome tremendous odds to step into their purpose: succeeding first as scholars, then as social workers, school teachers, police officers, business and ministry leaders and even a By The Hand Club board member. This is the Power of Together. And it continues to work because it's relational, personal and transformational.

The Power of Together is **relational** because it builds trust and consistency over time. Research shows that even one year of mentoring helps a student become more resilient and successful. Our students can't see hope and transformation in our lives if we aren't part of their lives. Secure relationships are changing a generation of students.

The Power of Together is **personal** because it meets each and every one of our students where they are. We're able to see them—mind, body and soul—as the image bearers of God that He created them to be. And together, we get to provide the care and resources they need to thrive.

And finally, The Power of Together is **transformational**, bringing lasting change. The neighborhoods we serve have the highest poverty levels in the city of Chicago, and with that poverty comes a host of challenges. In 2024, only one in five Chicago third graders could read at grade level. If you can't read at grade level by third grade, you are eight times more likely to drop out of high school.

But at By The Hand Club, we're excited to report that this past year 100% of our seniors graduated high school and 85% matriculated to higher education. Our kids finished with an average GPA of 3.16, and 64% made the honor roll. We're also happy to share that every student received a healthy and nutritious dinner each day of club. Additionally, 781 students received dental exams with six follow up treatments. And 718 students had eye exams, while 142 received new glasses. Amazingly, this last year we provided 2,542 counseling sessions for students across all our sites. And lastly, we're thrilled to report that 77% of By The Hand Club students professed faith in Jesus Christ.

These numbers reveal the true Power of Together. Beyond successful statistics, we're proud of so many highlights from this year. Starting with adding 220 brand-new students, bringing our total number served this year to more than 2,000!

Much of this growth has been at our North Austin site, where we partner with Intentional Sports and Grace and Peace Church to provide education, sports and Christ-centered holistic services for our children and families. This campus has served 70,000 youth since opening in 2023 and has cut youth violence in the neighborhood in half.

Also, students continue to excel at our central Austin campus, where we partner with Moving Everest Charter School to provide a rigorous K–eighth-grade education during the day and wraparound services at By The Hand Club after school.

Our youth-led initiatives to teach entrepreneurship while addressing food insecurities continue to thrive. On the West Side, Austin Harvest opened a beautiful new permanent market where a liquor store used to be. And on the South Side, students at our Altgeld-Murray location continued to successfully operate Bowen Harvest, the high-tech freight farm where our team of student farmers grow four acres of food in a high-tech shipping container.

Finally, we've formed a separate national organization, By The Hand USA, that supports multiple independent local affiliates—each with its own board and management—while sharing a common brand, mission and resources. Our first By The Hand Club Affiliate opened in Dallas this September. Our goal is to reach 10,000 kids nationwide—making By The Hand Club the first national faith-based after-school program.

We've done all this while finishing the past fiscal year fully funded and maintaining our 100% Charity Navigator trust rating. This rating for financial reporting and accountability places By The Hand Club in the top 1% of all nonprofits they rate and shows we've operated with integrity and transparency for 25 years.

As we faithfully unite together, miracles happen. For our students and within us. That's the relational, personal, transformational Power of Together. And it wouldn't happen without you. Thank you for choosing our kids.

Thank you for choosing Together.

A handwritten signature in black ink, appearing to read 'Donnita Travis', with a long horizontal line extending to the right.

Donnita Travis  
CEO and President

## THE POWER OF TOGETHER

A community only thrives when everyone engages fully to faithfully play their part. At By The Hand, we're at our best when each individual brings their unique offering to be shared. When we can hold each other's struggles and join in each other's celebrations. When we can pull each other up and push each other forward. There's a deep-down satisfaction and joy that only comes when we say yes to the God-given power of our lives, and join together with others doing the same, for the good of the world.

By The Hand needs you to play your part. Our kids need you to play your part. And the truth is, you need to play your part. To joyfully dive into the role only you can play. To make the difference only you can make. Will it be your prayers? Your time? Your finances? Your skills? Your mentoring? Your encouragement?

With God behind us, we're unstoppable. After all, it's His redeeming and restoring work we're joining. And when we say yes, He's the One who makes a way. At By The Hand Club, we simply can't wait to see what God will do as we join Him—and one another—so that we can reach further, together.

We are more Powerful Together. Choose Together.



# Together, Tending Souls

## **“My favorite part is learning about the Bible. We sing and do activities. By The Hand is how I first fell in love with Jesus.”**

Leilani, a fourth grader at North Austin, radiates like a ball of light. After her first year at By The Hand, she says, “I just felt it was right for me. Ms. Jasmine helps me learn. And it used to be hard for me to make friends. But now, I have so many.”

Leilani has an enthusiastic spirit, unending curiosity and an eagerness to grow in all areas. Most notably, Leilani, who is bilingual, has really excelled in reading. She’s been consistently tackling her Lexia lessons to soar above grade level. Her grades reflect her impressive work ethic and teachability. She explains, “At By The Hand there’s a lot more you can learn. I like science and art. And we do social emotional learning (SEL). That helped me to learn how to use my voice more. That’s been good for me.”

But Leilani’s hunger to learn goes far beyond academics. “My favorite part is learning about the Bible. We sing and do activities. By The Hand is how I first fell in love with Jesus.” She even jumped right in this year, becoming the captain of her Bible Bowl team. They spent weeks learning Bible trivia and memorizing Scripture to prepare. She even got her parents to help her practice at home. And her preparation paid off; she led her team to a first-place victory! She giggles, “I was so shocked. I felt happy and so excited. I can’t wait to do it again.” Her favorite verse, one that she learned and often relies on, is 2 Corinthians 13:14, “May the grace of the Lord Jesus Christ, and the love of God, and the fellowship of the Holy Spirit be with you all.”

When Leilani reflects on what By The Hand has meant in her life, she explains, “It’s a good motivation. It’s so fun. And I get to have Jesus in my life.” As her heart for God continues to grow, her influence and example will be a force for good.

## **“I’m proud that I’m doing good in my life. I’m closer to God and I’m a better student in the classroom.”**

Charvez knows exactly what he loves about By The Hand Club: “They love us, they teach us, they feed us and they share the gospel.” He wishes all kids knew that, at By The Hand, “Everyone is welcome, no matter where you come from. There is a place for everyone.” In the five years since Charvez started attending, he’s found a true sense of belonging. This support has empowered him to excel and grow in many areas of his life. He explains, “My leaders make learning fun. Mr. Ryan lets me help out around the building. They know I can be trusted.” He adds, “They help me develop more and more into a respectful young man.”

Charvez is proud to take his academics seriously, and it’s paying off. This year he jumped up five grade levels in PowerUp, an online literacy program, and he’s currently reading above the eighth-grade level while also improving his overall GPA. Although when pressed, he admits, “Math is my favorite subject. The way we get taught is fun. And now I see it can lead us to the places we want to go in life.” Charvez knows he’ll use these skills in his future, no matter what he decides to do.

As Charvez reflects on his own growth, he points out, “At first, I wasn’t very confident. But all these years of coming here have helped me develop self-confidence. Even if someone talks down to me, I know it’s not the truth about who I am. I know God will always be on my side. So even when troubles come, I won’t be alone.” Charvez is building a strong, firm foundation for an extraordinary future. “I’m proud that I’m doing good in my life. I’m closer to God and I’m a better student in the classroom. All things really are possible through Christ.”



**Together,  
Shaping Minds**

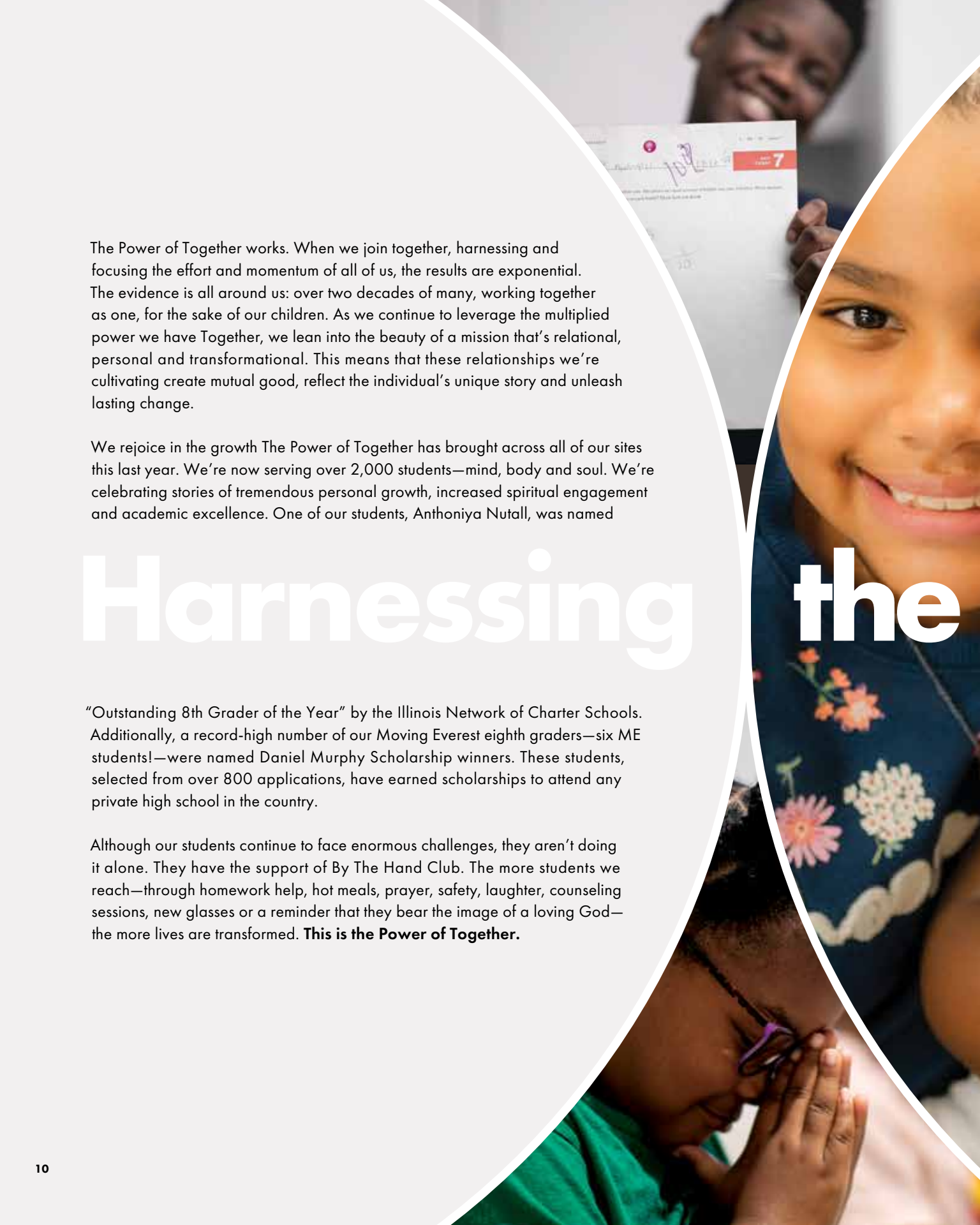


# Together, Changing Stories

## **“I knew who God was, but now I understand He is our Father.”**

Tiera reflects on how she felt when she first started coming to By The Hand: “I had heard about it. I knew it was good. I was excited to be there.” That was two years ago, and this seventh-grader is still going strong. Tiera says she’s become more open, less shy and more comfortable with people. Not only that, but she’s clear about her goals: “I want to continue to work hard, get into a good high school and then go to a good college!” Tiera is growing leaps and bounds through PowerUp, and is proving to be a great writer, too! She explains, “I feel my creativity when I write. Now, when I get assignments, the words just keep coming and coming. I always write until I run out of space or run out of time.” She has big dreams to be able to work with people, whether as a successful hair stylist or possibly pursuing health care in a hospital.

But her great progress isn’t just academic. Over these past two years, Tiera has formed steadfast relationships that are transforming her personal life as well. She loves that her By The Hand Club leaders make learning fun, notice how kids are doing and are always teaching about God. “I knew who God was,” she says, “but now I understand He is our Father.” She also has a lot to say about how the care she experiences helps her change and mature. “Miss Khadijah is kind-hearted and loving. I can go to her with anything. She encourages me to pay attention to good advice, which helps me choose to hang out around the right people. I’m proud of the young adult I am becoming.” She adds, “I’m learning that I can stick up for myself. I’m more confident.” Through the holistic support she receives at By The Hand, along with additional time she’s spent working with SEL counselors, Tiera is more sure of herself and her ability to make good decisions into her future.



The Power of Together works. When we join together, harnessing and focusing the effort and momentum of all of us, the results are exponential. The evidence is all around us: over two decades of many, working together as one, for the sake of our children. As we continue to leverage the multiplied power we have Together, we lean into the beauty of a mission that's relational, personal and transformational. This means that these relationships we're cultivating create mutual good, reflect the individual's unique story and unleash lasting change.

We rejoice in the growth The Power of Together has brought across all of our sites this last year. We're now serving over 2,000 students—mind, body and soul. We're celebrating stories of tremendous personal growth, increased spiritual engagement and academic excellence. One of our students, Anthoniya Nutall, was named

# Harnessing the

"Outstanding 8th Grader of the Year" by the Illinois Network of Charter Schools. Additionally, a record-high number of our Moving Everest eighth graders—six ME students!—were named Daniel Murphy Scholarship winners. These students, selected from over 800 applications, have earned scholarships to attend any private high school in the country.

Although our students continue to face enormous challenges, they aren't doing it alone. They have the support of By The Hand Club. The more students we reach—through homework help, hot meals, prayer, safety, laughter, counseling sessions, new glasses or a reminder that they bear the image of a loving God—the more lives are transformed. **This is the Power of Together.**



# Power of Together

## NORTH AUSTIN CENTER

# The Power of Partnering Together

Fueled by an ongoing partnership between By The Hand, Intentional Sports and Grace & Peace Revive Center, our North Austin site continues to be a force for good within the community. These three organizations live out the Power of Together, believing that what they can accomplish together is more than they could do on their own.

This past year, By The Hand—North Austin grew to over 300 students. Intentional Sports has hosted more than 70,000 youth since opening its doors in February 2023. And Grace & Peace Revive Center’s Fresh Choice Food Pantry is proud to serve approximately 2,000 families monthly. Each organization is meeting specific demonstrated needs in a way only they can. And when they work together, the result is a beautiful, robust and holistic expression of care, help and hope.

All this steady growth has led to other significant positive economic and public safety shifts in North Austin. Mastercard analytics reveal that since the campus was opened, there’s been a major shift in economic growth in the neighborhood. Not only has there been a \$9 million increase in Mastercard transactions alone within a half-mile radius of The North Austin Center (NAC), but there have been over 90 new jobs created on campus. Perhaps even more promising is the measurable decline in neighborhood violence. From 2023 to 2024, within the half-mile radius around the campus, there was a 66% decrease in youth shooting victimizations even though surrounding areas saw a 26% increase. Incredibly, this means that within the immediate area around NAC, youth shooting victimizations are 48% lower than the overall city average.

Whether it’s proven after-school programming, opportunities to join a team or access to food and crucial services, the people of North Austin know they can turn to The Center. This one-of-a-kind campus is truly changing the landscape of the community it serves.



## ENTREPRENEURSHIP AT AUSTIN HARVEST + BOWEN HARVEST

# The Power of Growing Together

By The Hand's thriving entrepreneurial program, originally created by our students to address food insecurity in the Austin neighborhood, has seen great growth this past year. Two of our neighborhoods, Austin and Altgeld, rank among America's worst food deserts, making it difficult for families to buy healthy, nutritious food at affordable prices. Through Austin Harvest and Bowen Harvest, we make healthy produce available to these communities while offering ongoing training for our students in all areas of entrepreneurship development. This year, we even hosted an entrepreneurial workshop that featured guest speakers and additional in-person training. Our students are learning the ins and outs of the business world while gaining key life skills like problem solving, leadership and self management. And they're practicing it all right here, right now.



### Austin Harvest

Austin Harvest grew from a pop-up market to our first ever brick-and-mortar store in August 2024. In fact, just since January, we've had a 30% increase in sales and a 20% increase in foot traffic, drawing customers from all over Chicagoland. Two of our founding student-entrepreneurs are now on staff with us as Austin Harvest store managers! Together, they handle daily operations including loading sales data and managing all orders from our grocery and flower partners. Additionally, to help our students with their mission to keep all of Austin Harvest's produce within the community, we've partnered with Beyond Hunger. This ensures that any produce remaining at the end of the Thursday shift isn't wasted or lost. Instead, it's donated directly to the elderly in our community. As a result, the food security of the elderly population in Austin is now equal to the food security of the elderly living in Oak Park. This is possible because our students felt a need, envisioned a solution and did the hard work to bring it to life. And now, all produce at Austin Harvest either gets sold or donated locally.



## **Bowen Harvest**

Bowen Harvest is flourishing! It proudly boasts a team of 10 student farmers who have produced 18 harvests since the program launched last year. That's over one ton of fresh produce! These tangible and delicious results are only one aspect of the tremendous growth. Our students are now capable of and responsible for managing growing rotations, enabling weekly distribution of fresh, healthy produce to 250 students and staff at our By The Hand—Altgeld site. They also host a bi-weekly pop-up farm stand. What started with just lettuce has progressed to kale, cilantro, red butter lettuce and, to the delight of the community, the most requested item: collard greens.

As our students have grown in confidence, competency and capacity, they've been able to become collaborators. Through newly formed partnerships, Bowen Harvest now distributes to three local food pantries on a monthly basis. Our students also volunteer at these sites to deepen their learning and connection to community-based ministries. Youth leadership, which remains at the heart of the program,

allowed returning students to develop and launch a peer-led selection, onboarding and training process for four new team members.

Additionally, we're so excited that The Green Bronx Machine Enrichment Program is now fully implemented at all six By The Hand locations. Through weekly lessons that include hands-on learning with aeroponic tower gardens and engaging integrated curriculum, students are learning to grow their own food. The culmination of the program is celebration, where participants get to taste what they've grown. To ensure this crucial program's sustainability, we've trained over 25 team leaders who've taught more than 300 students. We can't wait to expand our cohort and offer Green Bronx Machine as a core enrichment for the upcoming school year.



## The Power of Together with God

By The Hand nurtures and cares for students in a holistic way, focusing on the mind, body and soul. This work is undergirded by the truth that true transformation is sustained by an alive, connected and growing relationship with God. Therefore, our goal is to tend to the physical, social and emotional needs of our students through a spiritually integrated approach. To love like Christ taught us is to introduce our students to love, truth and grace. Our students come to us with varied levels of exposure, interest and ideas about God and faith. While some are curious and eager, others are hesitant or even skeptical. But eventually, it becomes clear that every child is hungry for unconditional love, a place to belong and an understanding of their purpose in life.

For our kids to truly love God, we know that first they must learn about Him and see that He is trustworthy. That's why nurturing their faith journey is so important. We do this consistently, at all of our sites, through weekly chapel, discipleship groups and Bible studies. We pray together, encourage each other and worship together. This year alone, we're so grateful to announce 211 brand-new professions of faith. We also had 1,156 students go through Evangelism Explosion (EE) and saw kids from every site go head-to-head in our Bible Bowl. And we increased the opportunities for students to participate in baptisms. This year, we were thrilled to celebrate 41 students choosing to be baptized! These moments remind us that God is working around the clock to reveal Himself in countless ways, and that it's our job and our joy to keep pointing our students towards Him.

**CELEBRATING THE POWER OF TOGETHER—  
MIND, BODY AND SOUL**

# The Power of Together Brings About Abundant Life

We're thankful for your partnership this year. This work can't be done alone. And we're grateful for people enthusiastically joining all that's unfolding in the lives of our students. Together, we get the chance to speak life, change stories and provide help exactly when and where it's needed most. We get the enormous privilege of reflecting God's heart for our students, directly to our students. And we get to do it because of you.

With your generous and ongoing support, we commit to continuing to provide safe places for our students to experience holistic care—mind, body and soul.

**BY THE HAND PROGRAM GOALS**

## Mind

Read at  
grade level

Pass all classes,  
preferably making  
all ABCs

## Body

Eat a healthy and  
nutritious dinner

Receive regular dental  
and eye exams and, if  
necessary, follow-up  
treatment

Receive professional  
counseling, as needed

## Soul

Profess faith in Christ

Attend church—  
virtually or in person

Participate in chapel  
and Bible study

# Student Impact 2024-2025

**304,192**  
Safe passages to and from  
our clubs on school buses

**51,927**  
Hours in chapel  
and Bible study

**2,542**  
Counseling sessions for anger,  
trauma and grief

**12,569**  
Student and parent check-ins by home visits,  
club meetings, phone calls

## Mind



- **93%** Passed all of their classes
- **76%** Made all ABCs
- **3.16** Average GPA (out of 4.0)

## Body

**130,932**  
Hot, nutritious  
meals served to  
our students

**781**  
Students received dental  
checkups and cleaning  
(6 received additional  
dental care)

**718**  
Students received  
eye exams  
(142 received glasses)

## Soul

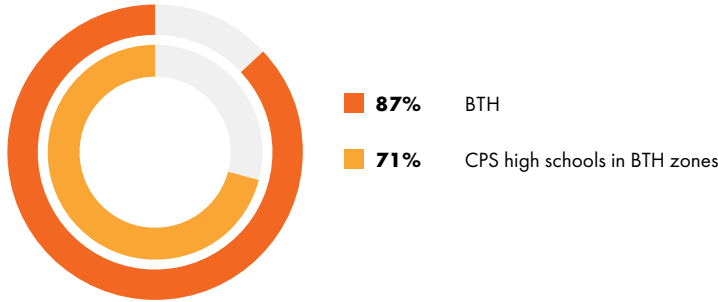


- **77%** Professed faith (Q4 to Q4)\*
- **18%** Attended church (Q4 to Q4)\*

\*Students enrolled at least 1 year

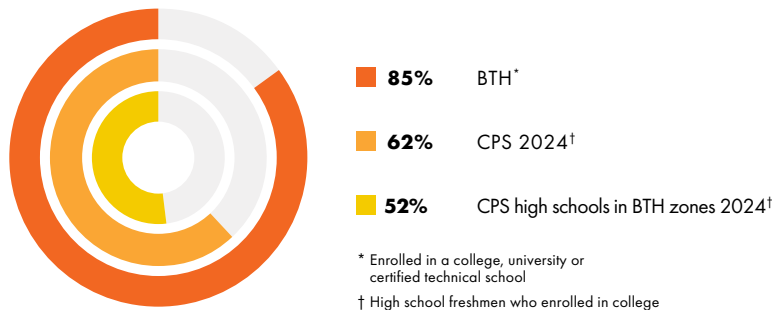
### High school freshmen who graduate from high school

(Since BTH first had graduates 2008–2025)

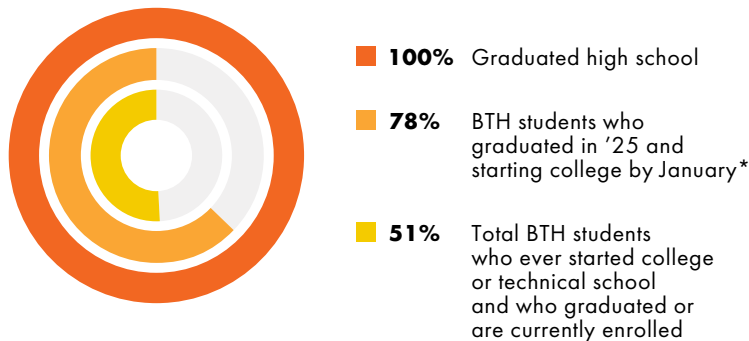


### High school graduates who enroll in college and technical school

(Matriculation rates since BTH first had college students 2008–2025)



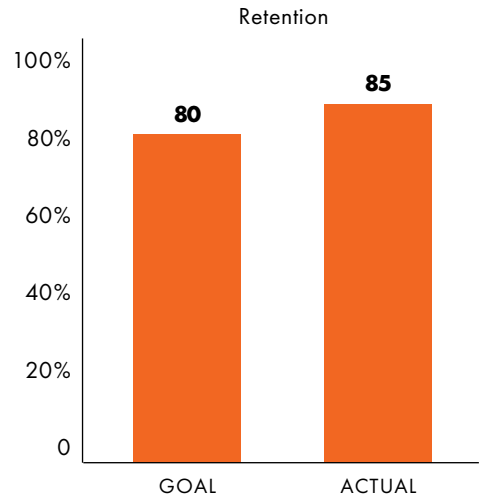
### BTH high school graduation 2024–2025 and college persistence



\* 85% including college, trade school and military

### Club Retention

From Q1 to Q4

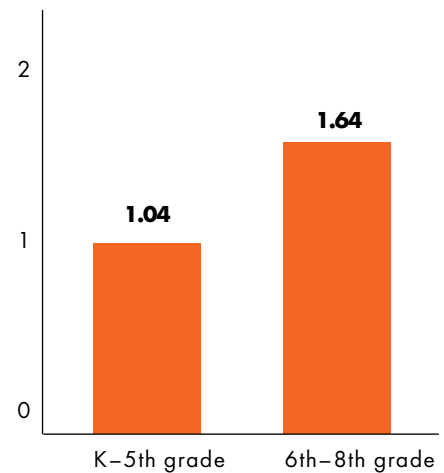


Reasons for disenrollment: 33% poor attendance, 45% transferred/moved, 22% all other reasons

### Technology-enabled blended learning program

(Lexia Core5 Reading or PowerUp) 2024–2025

Grade Level Growth\*



\* of those who used at least 1,000 minutes

# The Power of Growing, Together

By The Hand is strategically placed to serve students across some of Chicago’s most under-resourced neighborhoods. With clubs in Altgeld-Murray and Englewood on the city’s South Side, up to Cabrini-Green and over to Central and North Austin locations on the far West Side, By The Hand is situated to address the most pressing issues facing our students: academic struggles and low literacy scores, poverty, food insecurity, isolation and even violence. Our goal is to meet our students where they are and help them get what they need.

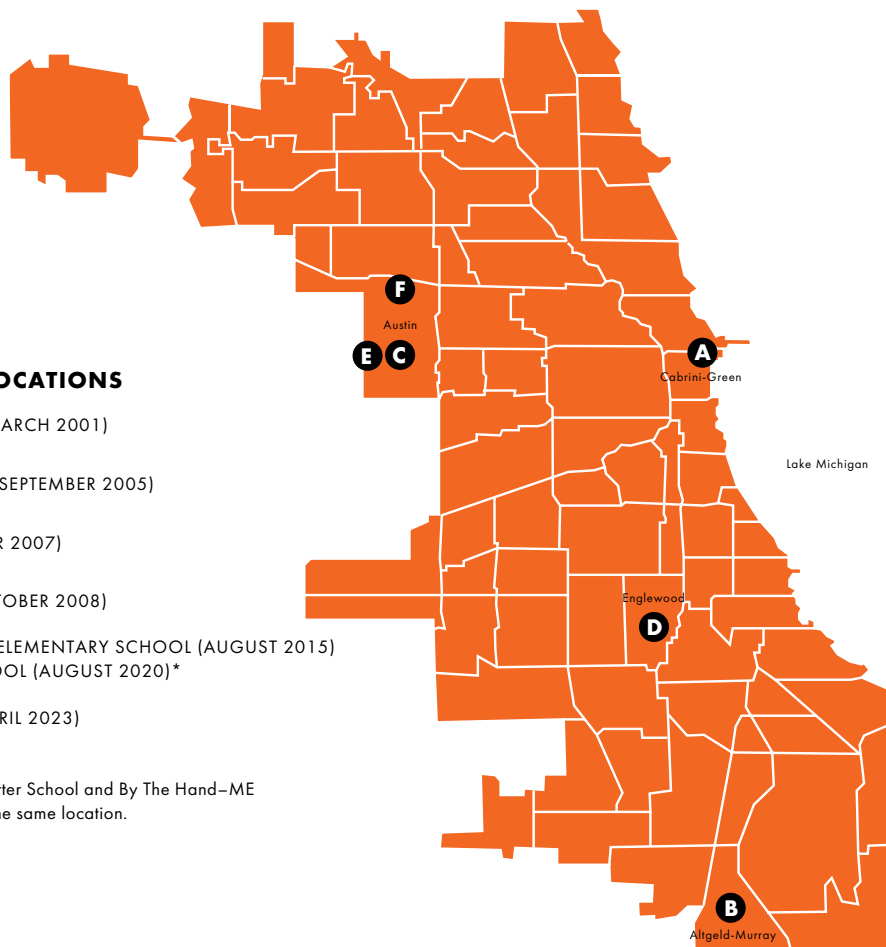
This year, we’ve had the blessing of serving over 2,000 students—a new record for By The Hand Club. And we did it together.

As we work on behalf of our students and the generations to follow, we look at the map and pray for the stories still unfolding. The goodness waiting to be unleashed. The communities that will be shaped by hope. And we take seriously the part God has called us to play in making these things real. Together, we will do it.

## BY THE HAND LOCATIONS

- A** CABRINI-GREEN (MARCH 2001)
- B** ALTGELD-MURRAY (SEPTEMBER 2005)
- C** AUSTIN (SEPTEMBER 2007)
- D** ENGLEWOOD (OCTOBER 2008)
- E** BY THE HAND—ME ELEMENTARY SCHOOL (AUGUST 2015)  
AND MIDDLE SCHOOL (AUGUST 2020)\*
- F** NORTH AUSTIN (APRIL 2023)

\*The Moving Everest Charter School and By The Hand—ME are separate entities at the same location.



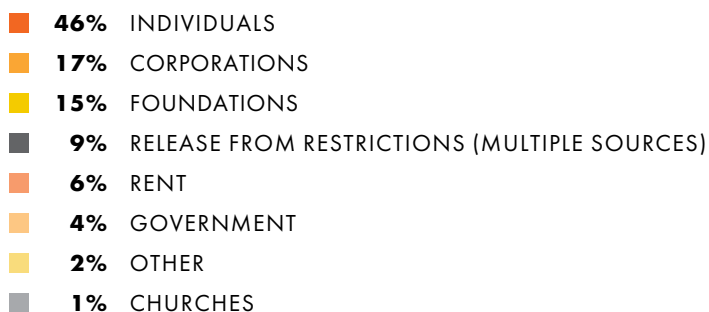
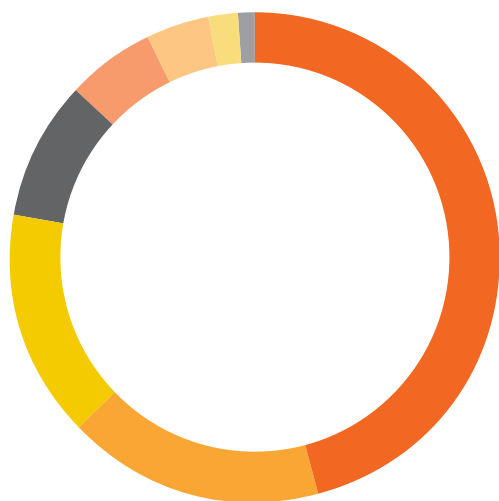
## The Power of Providing Together

What a joy to share that we've finished 25 consecutive fiscal years with a fully-funded budget. As God has provided and you have supported, we've remained committed to full financial transparency and integrity. With a budget of \$17.9 million, we took on continued student growth with ongoing wisdom and care. It's because of people like you that this is possible. People who are willing to join, Together, with God's movement in the lives of our students.

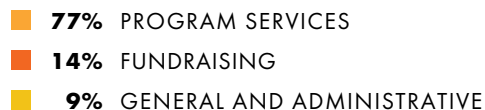
Charity Navigator has once again granted us a four-star rating, the highest rating possible. We're so encouraged to be placed within the top 1% of all nonprofits they rate. This demonstrates, in a measurable way, that By The Hand consistently operates with the highest of standards when it comes to finances and resources.

Because we act as an independent 501(c)(3) nonprofit organization, we can only serve as many kids as allowed by the generosity of others. Which is why your support of our students is so crucial and means so much. Together, we head confidently into another year!

**UNRESTRICTED OPERATING REVENUE BY SOURCE**



**FUNCTIONAL EXPENSES**



## INDEPENDENT AUDITORS' REPORT

Board of Directors  
By The Hand Club For Kids:

### Opinion

We have audited the accompanying financial statements of By The Hand Club For Kids (a nonprofit organization), which comprise the statements of financial position as of August 31, 2025 and 2024, and the related statements of activities and cash flows for the years then ended, and the related notes to the financial statements.

In our opinion, the financial statements referred to above present fairly, in all material respects, the financial position of By The Hand Club For Kids as of August 31, 2025 and 2024, and the changes in its net assets and its cash flows for the years then ended in accordance with accounting principles generally accepted in the United States of America.

### Basis for Opinion

We conducted our audits in accordance with auditing standards generally accepted in the United States of America. Our responsibilities under those standards are further described in the Auditors' Responsibilities for the Audit of the Financial Statements section of our report. We are required to be independent of By The Hand Club For Kids and meet our other ethical responsibilities in accordance with the relevant ethical requirements relating to our audits. We believe that the audit evidence we have obtained is sufficient and appropriate to provide a basis for our audit opinion.

### Responsibilities of Management for the Financial Statements

Management is responsible for the preparation and fair presentation of the financial statements in accordance with accounting principles generally accepted in the United States of America, and for the design, implementation and maintenance of internal control relevant to the preparation and fair presentation of financial statements that are free from material misstatement, whether due to fraud or error.

In preparing the financial statements, management is required to evaluate whether there are conditions or events, considered in the aggregate, that raise substantial doubt about By The Hand Club For Kids' ability to continue as a going concern within one year after the date that the financial statements are available to be issued.

### Auditors' Responsibilities for the Audit of the Financial Statements

Our objectives are to obtain reasonable assurance about whether the financial statements as a whole are free from material misstatement, whether due to fraud or error, and to issue an auditors' report that includes our opinion. Reasonable assurance is a high level of assurance but is not absolute assurance and therefore is not a guarantee that an audit conducted in accordance with generally accepted auditing standards will always detect a material misstatement when it exists. The risk of not detecting a material misstatement resulting from fraud is higher than for one resulting from error, as fraud may involve collusion, forgery, intentional omissions, misrepresentations or the override of internal control. Misstatements are considered material if there is a substantial likelihood that, individually or in the aggregate, they would influence the judgment made by a reasonable user based on the financial statements.

In performing an audit in accordance with generally accepted auditing standards, we:

- Exercise professional judgment and maintain professional skepticism throughout the audit.
- Identify and assess the risks of material misstatement of the financial statements, whether due to fraud or error; and design and perform audit procedures responsive to those risks. Such procedures include examining, on a test basis, evidence regarding the amounts and disclosures in the financial statements.
- Obtain an understanding of internal control relevant to the audit in order to design audit procedures that are appropriate in the circumstances, but not for the purpose of expressing an opinion on the effectiveness of By The Hand Club For Kids' internal control. Accordingly, no such opinion is expressed.
- Evaluate the appropriateness of accounting policies used and the reasonableness of significant accounting estimates made by management, as well as evaluate the overall presentation of the financial statements.
- Conclude whether, in our judgment, there are conditions or events, considered in the aggregate, that raise substantial doubt about By The Hand Club For Kids' ability to continue as a going concern for a reasonable period of time.

We are required to communicate with those charged with governance regarding, among other matters, the planned scope and timing of the audit, significant audit findings and certain internal-control-related matters that we identified during the audit.

*Paul J. Smit & Associates*

Lansing, Illinois  
November 18, 2025

Clock Tower Plaza, Suite 204 • 3330 181st Place • Lansing, Illinois 60438

*Member of the American Institute of Certified Public Accountants and the Illinois CPA Society*

**Statements of Financial Position** August 31, 2025 and 2024

	2025	2024
<b>ASSETS</b>		
Cash and cash equivalents	\$ 2,845,444	\$ 3,782,669
Prepaid expenses and other	327,351	113,617
Other receivable - NACC	1,623,832	1,193,476
Operating lease right-of-use assets	28,754	126,769
Loan receivable - NACC	1,021,524	1,344,467
Other asset - NALL, LLC	10,507,825	10,987,941
Property and equipment, net	29,586,785	30,287,145
Total assets	\$ 45,941,515	\$ 47,836,084
<b>LIABILITIES AND NET ASSETS</b>		
Accounts payable and accrued expenses	\$ 1,008,943	\$ 724,704
Deferred revenue	156,570	154,510
Operating lease liabilities	28,754	126,769
Notes payable	11,735,314	12,294,201
Total liabilities	12,929,581	13,300,184
Net assets:		
Without donor restrictions	30,580,503	32,592,727
With donor restrictions	2,431,431	1,943,173
Total net assets	33,011,934	34,535,900
Total liabilities and net assets	\$ 45,941,515	\$ 47,836,084

See accompanying notes to financial statements.

**Statements of Activities** Years ended August 31, 2025 and 2024

	2025	2024
Changes in net assets without donor restrictions:		
Operating:		
Revenue:		
Contributions	\$ 12,649,951	\$ 10,570,566
Donated services	100,000	100,000
Government grants	598,926	585,656
Rental income	944,040	917,258
Investment income from NALL, LLC	42,921	133,172
Interest income	31,211	100,779
Other income	769,527	737,907
Net assets released from restrictions	1,403,160	975,838
Total operating revenue	16,539,736	14,121,176
Expenses:		
Program services	12,332,390	12,252,543
General and administrative	1,653,949	1,717,643
Fundraising	2,551,541	2,451,487
Total operating expenses, before depreciation	16,537,880	16,421,673
Increase (decrease) in net assets from operations before depreciation	1,856	(2,300,497)
Depreciation	(1,123,242)	(1,089,421)
Decrease in net assets from operations	(1,121,386)	(3,389,918)
Nonoperating changes in net assets without donor restrictions:		
Net assets released from restrictions	605,817	1,290,030
Amortization of capital gifts used to construct long-lived assets	(748,158)	(718,016)
Other nonoperating expenses	(748,497)	(157,137)
Nonoperating changes in net assets without donor restrictions	(890,838)	(414,877)
Decrease in net assets without donor restrictions	(2,012,224)	(2,975,041)
Changes in net assets with donor restrictions:		
Contributions and grants	2,497,235	2,086,569
Net assets released from restrictions	(2,008,977)	(2,265,868)
Increase (decrease) in net assets with donor restrictions	488,258	(179,299)
Decrease in net assets	(1,523,966)	(3,154,340)
Net assets at beginning of year	34,535,900	37,690,240
Net assets at end of year	\$ 33,011,934	\$ 34,535,900

See accompanying notes to financial statements.

**Statements of Cash Flows** Years ended August 31, 2025 and 2024

	<b>2025</b>	<b>2024</b>
Cash flows from operating activities:		
Change in net assets:	\$ (1,523,966)	\$ (3,154,340)
Adjustments to reconcile change in net assets to net cash provided by operating activities:		
Depreciation	1,123,242	1,089,421
Net investment income - NALL, LLC	(42,921)	(133,172)
Changes in operating assets and liabilities:		
Prepaid expenses and other	(213,734)	218,596
Other receivables	(430,356)	(333,454)
Accounts payable and accrued expenses	284,239	104,078
Deferred revenue	2,060	4,455
<b>Net cash used in operating activities</b>	<b>(801,436)</b>	<b>(2,204,416)</b>
Cash flows from investing activities:		
Return of capital received from NALL, LLC	523,037	3,508,721
Cash payments received on loans receivable	322,943	318,934
Cash paid for property and equipment	(422,882)	(1,105,080)
<b>Net cash provided by investing activities</b>	<b>423,098</b>	<b>2,722,575</b>
Cash flows used in financing activities:		
Payments on notes payable	(558,887)	(2,935,455)
<b>Net decrease in cash and cash equivalents</b>	<b>(937,225)</b>	<b>(2,417,296)</b>
Cash and cash equivalents at beginning of year	3,782,669	6,199,965
<b>Cash and cash equivalents at end of year</b>	<b>\$ 2,845,444</b>	<b>\$ 3,782,669</b>
Supplemental disclosures of cash flow information:		
Cash paid for interest	\$ 70,116	\$ 75,315
Unrelated business income taxes	8,000	8,000

See accompanying notes to financial statements.

**(1) SUMMARY OF SIGNIFICANT ACCOUNTING POLICIES****(A) DESCRIPTION OF ORGANIZATION**

By The Hand Club For Kids (By The Hand) is a faith-based after school program that helps children have a new and abundant life by nurturing the whole child—mind, body and soul. For the mind, By The Hand has homework help, tutoring, language and reading literacy programs. For the body, By The Hand provides health education and access to health services, as well as a meal program. For the soul, By The Hand teaches and models biblical truths.

Significant accounting policies followed by By The Hand are described in the paragraphs that follow.

**(B) BASIS OF PRESENTATION**

The financial statements of By The Hand have been prepared in accordance with the U.S. generally accepted accounting principles (GAAP), which require that resources be classified for reporting purposes based on the existence or absence of donor-imposed restrictions. This is accomplished by classification of balances into two classes of net assets—without donor restrictions and with donor restrictions. Descriptions of the two net asset categories and the types of transactions affecting each category follow:

- **Without Donor Restrictions:** net assets that are not subject to donor-imposed restrictions. Items that affect this category principally consist of contributions not subject to donor-imposed restrictions and all expenses incurred in connection with the activities of By The Hand. In addition, changes in this category of net assets include investment income whose use is unrestricted, restricted contributions whose donor-imposed restrictions were met during the fiscal year, as well as previously restricted gifts for buildings and equipment that have been placed in service.
- **With Donor Restrictions:** net assets subject to donor-imposed restrictions that will be met either by actions of By The Hand or the passage of time. Items that affect this category are contributions for which donor-imposed restrictions have not been met in the year of receipt, including gifts for buildings and equipment not yet placed in service. Expirations of restrictions on net assets with donor restrictions, including reclassification of restricted gifts for buildings and equipment when the associated long-lived asset is placed in service, are reported as net assets released from restrictions.

Also included in this category are net assets subject to donor-imposed restrictions to be maintained permanently by By The Hand. Items that affect this category include contributions wherein donors stipulate that the corpus of the gift be held in perpetuity and only the income be made available for program operations. By The Hand currently does not have any net assets where the corpus of the donor gift is required by the donor to be held in perpetuity.

**(C) OPERATIONS**

Operating results in the statements of activities reflect all transactions increasing or decreasing net assets without donor restrictions except those items associated with long-term investment, unamortized capital gifts associated with the acquisition or construction of long-lived assets placed in service, releases of restrictions on donor gifts restricted for debt repayment, releases of restrictions on donor gifts restricted for development of federated model (By The Hand USA), a one-time adjustment related to staff paid-time-off liabilities and other infrequent transactions. Infrequent transactions, such as board governance and executive search consultants and severance pay, are reflected as other nonoperating changes in net assets without donor restrictions in the accompanying statements of activities. Operating results

also include a reclassification associated with amortization of capital gifts placed in service, as described below.

**(D) CAPITAL GIFTS TO ACQUIRE OR CONSTRUCT LONG-LIVED ASSETS**

Capital gift to acquire or construct a long-lived asset is recorded as a donor restricted gift until the related asset is placed in service, at which time the capital gift is released from net assets with donor restrictions to net assets without donor restrictions and subsequently amortized into operations over the estimated useful life of the acquired or constructed asset. This amortization, which amounted to \$748,158 and \$718,016 in fiscal years 2025 and 2024, respectively, is recorded as a reclassification between the non-operating and operating sections of the change in net assets without donor restrictions in the statements of activities as other income and amortization of capital gifts used to construct long-lived assets.

**(E) CONTRIBUTIONS AND GRANTS**

Contributions are recognized in the appropriate category of net assets in the period received. Contributions received without donor stipulations are reported as increases in net assets without donor restrictions. Contributions of assets other than cash are recorded at their estimated fair value at the date of gift. Contributions received with a donor stipulation that limits their use are reported as increases in net assets with donor restrictions. When a donor stipulated time restriction ends or purpose restriction is accomplished, net assets with donor restrictions are reclassified to net assets without donor restrictions and reported in the statements of activities as net assets released from restrictions. By The Hand is a beneficiary under various wills, the total realizable value of which is not presently determinable. Such amounts are recorded as contributions when clear title is established and the proceeds are clearly measurable.

Revenue from government grants, which are generally considered non-exchange transactions, is recognized when qualifying expenditures are incurred and conditions under the agreements are met. Payments received in advance of conditions being met are recorded as deferred revenue in the statements of financial position.

**(F) RENTAL INCOME**

Rental income is recognized when earned, that is, when the performance obligations of providing the facilities being rented are met. Rental income is primarily from a charter school, Chicago Education Partnership, which is leasing By The Hand's Moving Everest—Austin facility during school hours. At the close of school each day, parents may choose to have their children attend By The Hand Club, which provides wrap-around holistic services after school, including tutoring, social activities and spiritual guidance. Amounts received in advance are deferred to the applicable period and are reflected as deferred revenue in the statements of financial position.

**(G) IN-KIND CONTRIBUTIONS**

Contributed nonfinancial assets include donated professional services, donated supplies, and other in-kind contributions which are recorded at the respective fair values of the goods or services received. In addition to contributed nonfinancial assets, a substantial number of unpaid volunteers, including members of the Board of Directors and The Moody Church, have made significant contributions of their time to the By The Hand policy-making, program and support functions. The value of this contributed time does not meet the criteria for recognition of contributed services defined by generally accepted accounting principles, and, accordingly, is not reflected in these financial statements. Contributions of assets other than cash are recorded at estimated fair value at the date of the gift. No significant contributions of goods were received during the years ended August 31, 2025 and 2024, respectively.

**(H) FAIR VALUE**

Fair value is defined as the price that By The Hand would receive upon selling an asset or pay to settle a liability in an orderly transaction between market participants. By The Hand uses a framework for measuring fair value that includes a hierarchy that categorizes and prioritizes the sources used to measure and disclose fair value. This hierarchy is broken down into three levels based on inputs that market participants would use in valuing the assets and liabilities based on market data obtained from sources independent of By The Hand. Inputs refer broadly to the assumptions that market participants would use in pricing the asset or liability, including assumptions about risk. Inputs may be observable or unobservable. Observable inputs are inputs that reflect the assumptions market participants would use in pricing the asset or liability, developed based on market data obtained from sources independent of the reporting entity. Unobservable inputs are inputs that reflect the reporting entity's own assumptions about the assumptions market participants would use in pricing the asset or liability developed based on the best information available. The three-tier hierarchy of inputs is summarized in the three broad levels listed below:

- Level 1: quoted market prices in active markets for identical assets or liabilities.
- Level 2: inputs other than quoted prices for similar assets or liabilities in active markets; quoted prices for identical or similar assets or liabilities in markets that are not active; or inputs other than quoted prices that are observable for the asset or liability including model-based valuation techniques.
- Level 3: valuation techniques for the asset or liability that use significant inputs that are unobservable because they trade infrequently or not at all.

(i) Cash and Cash Equivalents

Cash and cash equivalents include all monies in banks and highly liquid investments with maturity dates of less than three months. The carrying value of cash and cash equivalents approximates fair value because of the short maturities of those financial instruments. Cash equivalents are considered Level I in the fair value hierarchy.

(ii) Loan Receivables and Other Receivables – NACC and Allowance for Credit Losses

As discussed in Notes 3 and 7, loan and other receivables represent amounts due from NACC under written agreements. These receivables are presented net of an allowance for credit losses, if applicable, which is an estimate of amounts that may not be collectible. By The Hand has tracked historical loss information for its receivables, and management believes that the historical information it has compiled is a reasonable base on which to determine expected credit losses for receivables held at August 31, 2025 and 2024, because the composition of the receivables at those dates is consistent with that used in developing the historical credit-loss percentages. Additionally, management believes that the current and forecasted economic conditions are generally consistent with the economic conditions included in the historical information. As a result, the historical loss rates have not been adjusted for differences in current conditions or forecasted changes. At August 31, 2025 and 2024, By The Hand had calculated an overall loss rate of 0%, and accordingly, no allowance for credit losses has been recorded in the accompanying financial statements.

(iii) Property and Equipment

Property and equipment are carried at cost or, if donated, at the approximate fair value at the date of donation. Expenditures for property

and equipment and items which substantially increase the useful lives of existing assets are capitalized at cost. Acquisitions of property and equipment in excess of \$5,000 are generally capitalized. Depreciation is computed on the straight-line method over the estimated useful lives of the assets, ranging from 25 to 40 years for buildings and building improvements, 2 to 6 years for vehicles, and 3 to 15 years for furniture and equipment.

Building repair and maintenance costs for facilities leased by By The Hand, where the lease is short-term in nature or where the leases can be cancelled by the lessee or lessor at any time, are expensed as incurred and not capitalized and depreciated because they are not deemed to have any realizable, long-term economic value to By The Hand. For owned facilities and those subject to long-term leases, building repair and maintenance costs that increase the value or estimated useful life of such facilities are capitalized and depreciated over their estimated useful lives. Building repair and maintenance costs that do not increase the value or estimated useful life of such facilities are expensed as incurred.

(iv) Right-of-Use Leased Assets and Liabilities

Right-of-use leased assets and the related liabilities are recognized at the lease commencement date and represent By The Hand's right to use an underlying asset and lease obligations for the lease term. Right-of-use leased assets are measured at the initial value of the lease liability plus any payments made to the lessor before the commencement of the lease term, less any lease incentives received from the lessor at or before the commencement of the lease term, plus any initial direct costs necessary to place the lease asset into service. Right-of-use leased assets and the related liabilities are amortized over the shorter of the lease term or the useful life of the underlying asset. The amortization period varies among the leases. By The Hand has entered into operating leases for office space and equipment. The obligations associated with these leases have been recognized as a liability in the statements of financial position based on future lease payments, discounted by the incremental borrowing rate or risk-free rate.

(v) Notes Payable

The carrying value of long-term debt does not differ materially from its estimated fair value based on quoted market prices for the same or similar issues.

(vi) All Other Assets and Liabilities

The carrying values of all other assets and liabilities do not differ materially from their estimated fair value.

**(I) INCOME TAXES**

By The Hand is a not-for-profit organization. By The Hand has received a determination letter from the Internal Revenue Service indicating that it is exempt from income taxes under Section 501(c)(3) of the Internal Revenue Code of 1986, except for income taxes pertaining to unrelated business income. A provision of approximately \$8,000 has been made for income taxes in the accompanying financial statements for each of the years ended August 31, 2025 and 2024, respectively, related to certain unrelated business activities.

Accounting principles generally accepted in the United States of America require management to evaluate tax positions taken and recognize a tax liability (or asset) if the organization has taken an uncertain tax position that more likely than not would not be sustained upon examination by taxing authorities.

Management has analyzed the tax positions taken and has concluded that as of August 31, 2025 and 2024, there are no uncertain income tax positions that would require recognition of a liability (or asset) or disclosure in the financial statements. By The Hand has filed income tax returns through the year ended August 31, 2024, and believes it is no longer subject to income tax examination for years prior to the year ended August 31, 2021.

#### (J) USE OF ESTIMATES

The preparation of financial statements in accordance with generally accepted accounting principles requires that management make estimates and assumptions related to the reporting of assets and liabilities at the date of the financial statements, and the reported amounts of revenues, expenses, gains, losses and other changes in net assets during the period. Actual results may differ from those estimates.

#### (K) RECLASSIFICATIONS

Certain amounts in the accompanying 2024 financial statements have been reclassified to conform to the 2025 financial statement presentation.

#### (L) SUBSEQUENT EVENTS

Management has performed an analysis of the activities and transactions subsequent to August 31, 2025, to determine the need for any adjustments to and/or disclosures within the audited financial statements for the year ended August 31, 2025. Management has performed their analysis through November 18, 2025, the date the financial statements were available to be issued. Activities subsequent to this date have not been evaluated by management.

#### (2) NORTH AUSTIN EXPANSION

Beginning in fiscal year 2019, By The Hand joined with other Chicago-area nonprofit organizations to develop and construct a community center in the Chicago neighborhood of North Austin. Construction of the community center began in September 2021 and was completed in December 2022. The community center is owned, operated and utilized by organizations distinct from By The Hand and houses a By The Hand after school District Club which opened in March 2024.

In conjunction with this development, By The Hand raised funds through restricted donations which, along with acquired land, were contributed in fiscal year 2022 to North Austin Community Center (NACC), a nonprofit organization, which owns the building and property. Certain of these funds were used in the payment of predevelopment expenses of the community center totaling approximately \$4.6 million. By The Hand contributed approximately \$2.6 million of remaining net restricted gifts to NACC and Intentional Sports, an unrelated nonprofit occupant of the community center, which were used primarily to fund construction. In addition, as discussed in Note 3, By The Hand loaned \$1.9 million to NACC in September 2021. The loan has a seven-year term and bears interest at an annual rate of 1.25%.

As discussed in Note 7, By The Hand entered into a debt agreement with its external lender whereby it borrowed \$15 million in September 2021 to assist in the funding of the community center construction through participation in the New Markets Tax Credits program, as discussed below. The debt has an interest rate of 4.125%, a 30-year amortization and a 5-year term. NACC and North Austin Leverage Lender (NALL – see below) will each make payments to By The Hand which will be used to make principal and interest payments on this debt. The debt is secured by property owned by By The Hand at, and adjacent to, 415, 416, and 500–510 North Laramie Avenue, Chicago.

The development of NACC was funded in part by New Markets Tax Credits

(NMTC), a federal and state program developed to attract investment in lower income communities. The NMTC arrangement provided \$23.1 million to NACC, consisting of \$6.6 million from the NMTC Investor (an independent financial institution) and \$16.5 million from NALL, a limited liability company formed by By The Hand and NACC, which act as the two members. The members' contributions to NALL are sourced from loans and donations received by the members, including \$12.6 million of the previously mentioned By The Hand debt borrowing. A portion of the remaining development costs were funded by the \$1.9 million direct loan from By The Hand to NACC. See further discussion of NALL in Note 4.

The NMTC arrangement requires By The Hand, NACC, and Intentional Sports to make certain performance and compliance guarantees: use the NMTC proceeds as intended for construction, continue operating the facility as a community center, avoid bankruptcy and not commit fraud or bad acts. Violations of these guarantees would trigger a recapture event, which could result in repayment of as much as the NMTC proceeds of \$6.6 million.

#### (3) LOAN RECEIVABLE

In September 2021, By The Hand made a loan to NACC for \$1.9 million for its purchase of land from By The Hand in the amounts of \$1 million and \$900,000 in connection with the NMTC arrangement. The promissory note reflects an annual interest rate of 1.25% and a maturity date of September 30, 2028. The loan was interest only until December 2022, at which time monthly payments of principal and interest in the amount \$28,159 became due and payable until the loan fully amortizes upon the maturity date.

Interest earned on the loan during the years ended August 31, 2025 and 2024 was \$14,960 and \$18,969, respectively. The balance of the loan receivable was \$1,021,524 and \$1,344,467 at August 31, 2025 and 2024, respectively.

#### (4) OTHER ASSET – INVESTMENT IN NORTH AUSTIN LEVERAGE LENDER, LLC (NALL)

As stated in Note 2, By The Hand and NACC are the two members of NALL. As defined in the limited liability company operating agreement, By The Hand serves as manager of the day-to-day operations of NALL. As of August 31, 2025 and 2024, By The Hand had a 64% and 67% economic interest in NALL, respectively; however, NACC has substantive participating rights in NALL. Therefore, in accordance with Financial Accounting Standards Board (FASB) Accounting Standards Codification (ASC) 958-810-25, By The Hand's investment in NALL is being accounted for under the equity method of accounting and is stated at cost.

The members' contributions to NALL are sourced from loans and donations received by each member. Upon the formation of NALL, By The Hand and NACC contributed \$16,320,717 and \$129,539, respectively, to NALL. This "capital" received by NALL, less allowable fees, was loaned to a NMTC Investment Fund, and was "leveraged" by equity contributions from third-party NMTC investors. Hence, NALL is known as the Leverage Lender. Using the combined funds, the NMTC Investment Fund made loans to Community Development Entities (CDE) who in turn made loans to the Qualified Active Low Income Community Businesses (QALICBs), which are NACC and Intentional Sports.

Upon the formation of NALL in September 2021, By The Hand had an economic interest in NALL of 99% and NACC had an economic interest in NALL of 1%. Each member's economic interest at any time represents the total cash contributed to NALL by each member, plus the member's share of NALL net income, less distributions received from NALL by each member.

During the year ended August 31, 2025, By The Hand's member capital account received distributions of \$523,037 from NALL and was credited \$42,921

in net interest income, resulting in an ending member capital account balance of \$10,507,825 at August 31, 2025. NACC's capital account balance in NALL was \$5,943,151 at August 31, 2025. As of August 31, 2025, the capital balances of each member reflect a 64% economic interest for By The Hand and a 36% economic interest for NACC.

During the year ended August 31, 2024, By The Hand's member capital account received distributions of \$3,508,721 from NALL and was credited \$133,172 in net interest income, resulting in an ending member capital account balance of \$10,987,941 at August 31, 2024. NACC's capital account balance in NALL was \$5,463,140 at August 31, 2024. As of August 31, 2024, the capital balances of each member reflected a 67% economic interest for By The Hand and a 33% economic interest for NACC.

By The Hand's economic interest percentage in NALL will decline over time as it receives distributions of its member capital balance in accordance with the terms of the operating agreement, eventually equaling 7%. Likewise, NACC's economic interest percentage in NALL will increase over time as it makes capital contributions in accordance with the terms of the operating agreement, eventually equaling 93%.

**(5) PROPERTY AND EQUIPMENT**

Property and equipment at August 31, 2025 and 2024 consisted of the following:

	2025	2024
Building and building improvements	\$ 28,717,867	\$ 28,698,717
Land	4,691,191	4,691,191
Vehicles	121,671	121,671
Furniture and equipment	3,597,142	3,436,537
Construction in progress	916,121	672,994
	38,043,992	37,621,110
Less accumulated depreciation	(8,457,207)	(7,333,965)
Property and equipment, net	\$ 29,586,785	\$ 30,287,145

**(6) LINE OF CREDIT**

By The Hand maintains a secured line of credit with a borrowing limit of \$3 million which expires on February 28, 2026. Interest on the line varies with an independent index which is the Wall Street Journal Prime Rate and is payable monthly. As of August 31, 2025 and 2024, the interest rate on the line was 7.5% and 8.5%, respectively. There were no borrowings under the line of credit and no interest paid during the years ended August 31, 2025 and 2024. The line of credit is secured by a Mortgage and Assignment of Rents to the lender on real property commonly known as 415 North Laramie Avenue, Chicago, Illinois.

**(7) NOTES PAYABLE**

During the year ended August 31, 2021, By The Hand converted an existing promissory note with a financial institution at its then current balance of \$2,232,327 for a five-year term mortgage with a 20-year amortization and a fixed interest rate of 3.95%. The note expires on February 23, 2026. Principal and interest payments are payable monthly. Principal payments of \$1,681,115 are due under the note during the year ending August 31, 2026.

Interest expense incurred under the note payable for the years ended August 31, 2025 and 2024 was \$70,116 and \$75,315, respectively.

The note is secured to the lender by a Mortgage and Assignment of Rents on real property commonly known as 416 North Laramie Avenue, Chicago, Illinois, and a Commercial Security Agreement and a Mortgage and Assignment of Rents to the lender on real property commonly known as 415 North Laramie Avenue, Chicago, Illinois, and a Commercial Security Agreement, all for collateral granted by By The Hand Club.

As discussed in Note 2, By The Hand signed a note payable during the year ended August 31, 2022 for \$15 million with a financial institution. The note payable bears interest at a fixed rate of 4.125%, requires monthly payments and expires on September 27, 2026. Principal payments are due under the note payable as follows:

Years ending August 31:

2026	\$ 586,271
2027	9,467,888
Total	\$ 10,054,159

Under an agreement with NACC, interest expense paid by By The Hand under the above note payable is to be reimbursed by NACC. Of the total interest incurred of \$2,073,832 since the inception of the note, \$450,000 has been reimbursed, leaving a balance due of \$1,623,832 which is reflected as other receivables in the accompanying statement of financial position as of August 31, 2025. The receivable as of August 31, 2024 was \$1,193,476.

The note payable is secured to the lender by a Mortgage and Assignment of Rents on real property commonly known as 416 North Laramie Avenue, Chicago, Illinois, and a Commercial Security Agreement and a Mortgage and Assignment of Rents to the lender on real property commonly known as 415, 416, and 500-510 North Laramie Avenue, Chicago, and a Commercial Security Agreement, all for collateral granted by By The Hand Club.

**(8) CONCENTRATIONS**

During the years ended August 31, 2025 and 2024, By The Hand maintained deposits in excess of federally insured limits. Statement of Financial Accounting Standards No. 105 identifies these items as a concentration of credit risk requiring disclosure, regardless of the degree of risk. As of August 31, 2025 and 2024, cash deposits exceeded federally insured limits by \$1,819,447 and \$2,683,632, respectively. The risk was managed by maintaining all deposits in high quality financial institutions.

During fiscal year 2025, By The Hand received 33% of total contributions from 10 donors. During fiscal year 2024, By The Hand received 33% of total contributions from nine donors. These include both contributions without donor restrictions which were used for operations and contributions with donor restrictions (Note 10).

**(9) FINANCIAL ASSETS AND LIQUIDITY RESOURCES**

As of August 31, 2025 and 2024, financial assets and liquidity resources available within one year for general expenditure, that is, without donor or other restriction limiting their use, are as follows:

Financial assets:	2025	2024
Cash and cash equivalents	\$ 1,092,085	\$ 2,338,618
Prepaid expenses and other assets	248,503	113,617
Total financial assets available within one year	1,340,588	2,452,235
Liquidity resources:		
Bank line of credit	3,000,000	3,000,000
Total financial assets and liquidity resources available within one year	\$ 4,340,588	\$ 5,452,235

By The Hand's cash flows have seasonal variations during the year, attributable to specific fundraising campaigns and donor appeals, the timing of its programs and program needs and a concentration of contributions received at calendar and fiscal year-ends. By The Hand regularly monitors liquidity required to meet operating needs, general expenditures and other financial commitments. As described in Note 6, to manage liquidity, By The Hand maintains a line of credit that can be drawn upon as needed during the year to manage cash flows. As of August 31, 2025 and 2024, there were no outstanding borrowings under this line of credit. By The Hand plans to meet its future cash needs through contributions from donors which occur regularly throughout the year and at year-end.

**(10) NET ASSETS WITH DONOR RESTRICTIONS**

Changes in net assets with donor restrictions during the year ended August 31, 2025 were as follows:

	AUGUST 31, 2024	CONTRIBUTIONS	NET ASSETS RELEASED FROM RESTRICTIONS	AUGUST 31, 2025
<b>Purpose restrictions:</b>				
College student assistance	\$ 7,610	\$ 70,000	\$ (42,347)	\$ 35,263
Lend to the Lord Funds	5,965	95,000	(62,152)	38,813
Special projects	24,107	81,000	(88,079)	17,028
RestOp Funds	—	130,120	(130,000)	120
Bowen Harvest	—	50,000	(2,049)	47,951
Green Bronx Machine curriculum	20,468	—	(20,468)	—
Green Bronx – all sites	—	18,000	—	18,000
Wagner Scholarship Fund	38,662	5,000	(25,478)	18,184
Federated Model-By The Hand USA	131,967	475,530	(605,817)	1,680
Capital campaign – Austin/HQ	1,003,134	—	(100)	1,003,034
Graphic design	10,318	22,585	(21,808)	11,095
<b>Time restrictions:</b>				
Strategic Growth	700,942	1,550,000	(1,010,679)	1,240,263
	\$ 1,943,173	\$ 2,497,235	\$ (2,008,977)	\$ 2,431,431

Changes in net assets with donor restrictions during the year ended August 31, 2024 were as follows:

	AUGUST 31, 2023	CONTRIBUTIONS	NET ASSETS RELEASED FROM RESTRICTIONS	AUGUST 31, 2024
<b>Purpose restrictions:</b>				
College student assistance	\$ 65,506	\$ —	\$ (57,896)	\$ 7,610
Lend to the Lord Funds	23,106	58,581	(75,722)	5,965
Benevity Fund	—	35,399	(35,399)	—
Special projects	26,642	63,080	(65,615)	24,107
RestOp Funds	66,516	126,000	(192,516)	—
Bowen Harvest	91,390	299,900	(391,290)	—
Green Bronx Machine curriculum	—	36,000	(15,532)	20,468
Green Bronx – all sites	—	236,000	(236,000)	—
Wagner Scholarship Fund	25,000	25,000	(11,338)	38,662
Knight Altgeld Market	120,000	—	(120,000)	—
Federated Model-By The Hand USA	—	150,000	(18,033)	131,967
Capital campaign – NXT Austin Harvest	701,178	316,667	(1,017,845)	—
Capital campaign – Austin/HQ	1,003,134	—	—	1,003,134
Graphic design	—	39,000	(28,682)	10,318
<b>Time restrictions:</b>				
Strategic Growth	—	700,942	—	700,942
	\$ 2,122,472	\$ 2,086,569	\$ (2,265,868)	\$ 1,943,173

Net assets were released from donor restrictions by incurring expenses satisfying the restricted purposes as specified above or by the passage of time or other events specified by the donors.

**(11) FUNCTIONAL CLASSIFICATION OF EXPENSES**

Expenses are recorded when the obligation is incurred. The costs of providing various program and supporting activities have been summarized on a functional basis in the accompanying statements of activities. The schedules below present the natural classification detail of expenses by function. Natural expenses attributable to more than one functional expense category are allocated among the program and supporting services benefited. Therefore, expenses require allocation on a reasonable basis that is consistently applied. Expenses that are allocated include salaries and wages, benefits, taxes, depreciation, occupancy related costs and certain office expenses, which are allocated on the basis of estimates of time and effort.

Expenses by functional classification for the year ended August 31, 2025 consist of the following:

	<b>PROGRAM SERVICES</b>	<b>GENERAL AND ADMINISTRATIVE</b>	<b>FUNDRAISING</b>	<b>TOTAL</b>
Compensation, benefits and taxes	\$ 7,871,044	\$ 723,615	\$ 1,722,382	\$ 10,317,041
Occupancy costs including insurance	1,707,464	89,275	56,288	1,853,027
Professional services and service fees	1,044,943	743,821	353,218	2,141,982
Transportation	1,070,307	4,696	7,396	1,082,399
Student meals	500,910	—	—	500,910
Student activities and support	330,495	—	—	330,495
Special event costs	—	2,776	346,952	349,728
Training, supplies, office and other	555,724	89,766	65,305	710,795
<b>Total expenses before depreciation</b>	<b>13,080,887</b>	<b>1,653,949</b>	<b>2,551,541</b>	<b>17,286,377</b>
Depreciation	1,123,242	—	—	1,123,242
<b>Total expenses</b>	<b>\$ 14,204,129</b>	<b>\$ 1,653,949</b>	<b>\$ 2,551,541</b>	<b>\$ 18,409,619</b>

Total expenses reported above include both operating and nonoperating expenses.

Expenses by functional classification for the year ended August 31, 2024 consist of the following:

	<b>PROGRAM SERVICES</b>	<b>GENERAL AND ADMINISTRATIVE</b>	<b>FUNDRAISING</b>	<b>TOTAL</b>
Compensation, benefits and taxes	\$ 7,990,693	\$ 757,315	\$ 1,648,708	\$ 10,396,716
Occupancy costs	1,688,571	101,597	59,239	1,849,407
Professional services and service fees	514,319	765,909	424,484	1,704,712
Transportation	857,749	5,814	10,035	873,598
Student meals	456,173	—	—	456,173
Student activities and support	434,547	—	—	434,547
Special event costs	—	—	242,574	242,574
Training, supplies, office and other	419,377	107,980	93,726	621,083
<b>Total expenses before depreciation</b>	<b>12,361,429</b>	<b>1,738,615</b>	<b>2,478,766</b>	<b>16,578,810</b>
Depreciation	1,089,421	—	—	1,089,421
<b>Total expenses</b>	<b>\$ 13,450,850</b>	<b>\$ 1,738,615</b>	<b>\$ 2,478,766</b>	<b>\$ 17,668,231</b>

Total expenses reported above include both operating and nonoperating expenses.

**(12) RELATED PARTY ACTIVITY**

During each of the years ended August 31, 2025 and 2024, The Moody Church made contributions from its general operating fund of \$100,000 to By The Hand. Members of The Moody Church can designate gifts for By The Hand through member envelope giving to The Moody Church. During the years ended August 31, 2025 and 2024, The Moody Church received gifts designated for By The Hand of \$20,819 and \$29,868 respectively, and in turn remitted these amounts in full to By The Hand.

Chicago Education Partnership established Moving Everest Charter School, a tuition-free public charter school that dramatically transforms the lives of K-8 students and prepares them for success in college and in life through the delivery of a rigorous and personalized academic program, a focus on holistic education and the development of strong character. By The Hand and Chicago Education Partnership are working together in the Austin neighborhood of Chicago to deliver a synergistic program that meets students' academic, social and emotional needs. The Chief Executive Officer of By The Hand is a member of the Board of Directors of Chicago Education Partnership, a not-for-profit organization exempt from income taxes under Section 501(c)(3) of the Internal Revenue Code. As discussed in Note 13, By The Hand has an operating lease agreement with Chicago Education Partnership for a building owned by By The Hand. During the years ended August 31, 2025 and 2024, Chicago Education Partnership incurred technology costs of \$0 and \$20,236 respectively, which were reimbursed by By The Hand during each respective fiscal year.

As discussed in Notes 2 and 4, By The Hand is one of two members in NALL, LLC. During the years ended August 31, 2025 and 2024, By The Hand made no capital contributions to, and received return of capital distributions of \$523,037 and \$3,508,721, respectively, from NALL, LLC.

The Chief Executive Officer of By The Hand serves as a member of the Board of Directors of NACC.

In February 2025, By The Hand USA, a distinct, independent, 501(c)(3) organization, was formed with the goal of expanding By The Hand programming beyond its current Chicago base. By The Hand USA will support multiple independent local organizations nationwide, each with its own board of directors and management. During the fiscal year ended August 31, 2025, By The Hand served as fiscal sponsor of By The Hand USA and became an affiliate. Funds received and expended on behalf of By The Hand USA are included under the Federated Model category in Note 10. Beginning with the fiscal year ending August 31, 2026, By The Hand will pay an annual affiliation fee which will grant access to shared resources, including the model, marketing and communications, training, impact evaluation, quality assurance, technology and the affiliate network community. The Chief Executive Officer of By The Hand also serves as the Chief Executive Officer of By The Hand USA and is a non-voting member of its Board of Directors.

**(13) OPERATING LEASES**

As discussed in Note 12, By The Hand leases space in a building owned by By The Hand to Chicago Education Partnership. The property being leased is an 85,000-square-foot, three-story building with a gymnasium, located at 416 North Laramie Avenue, Chicago, Illinois. The original lease included provisions of renewals for two five-year periods. Chicago Education Partnership renewed the lease for the first additional five-year period beginning August 2020 and the second five-year period beginning August 2025. The newly signed lease term is five years and includes an option to renew for one additional five-year period. Future minimum rentals due under the terms of the lease in effect at August 31 are as follows:

Years ended August 31:

2026	\$	941,771
2027		970,023
2028		999,125
2029		1,029,098
2030		969,217
Total	\$	4,909,234

Rental income under the above lease for the years ended August 31, 2025 and 2024 totaled \$914,340 and \$887,557, respectively.

By The Hand leases certain office facilities and equipment at various terms under long-term non-cancellable operating leases. By The Hand is responsible for funding all necessary repair and maintenance at one of the leased facilities due to the rental amounts required by the lease. The weighted average discount rate is based on the discount rate implicit in the lease. If the implicit rate is not readily determinable from the lease, By The Hand estimates an applicable incremental borrowing rate. The incremental borrowing rate is estimated using By The Hand's applicable borrowing rates and the contractual lease term.

By The Hand has elected the short-term lease exemption for all leases with a term of 12 months or less for both existing and ongoing leases to not recognize the asset and liability for these leases.

Total operating lease expense under the leases amounted to \$159,982 and \$198,640 for the years ended August 31, 2025 and 2024, respectively, and is included in the total amount of occupancy costs in Note 11, Functional Classification of Expenses. The weighted average remaining lease term and weighted average discount rate for these operating leases was four years and 3.5%, respectively, for the years ended August 31, 2025 and 2024.

Future minimum base rental payments required under these operating leases are as follows as of August 31, 2025.

Years ended August 31:

2026	\$	10,932
2027		10,932
2028		8,877
2029		500
Total		31,241
Less Interest		(2,487)
Present value of lease liabilities	\$	28,754

**(14) RETIREMENT PLAN**

By The Hand offers a tax deferred 403(b) retirement plan for qualifying By The Hand employees. Total employer contributions to the plan during the years ended August 31, 2025 and 2024 were \$145,027 and \$122,389, respectively.

**(15) COMMITMENTS AND CONTINGENCIES**

By The Hand is involved in various legal proceedings and litigation arising in the ordinary course of business. Although the eventual outcome of these matters is not presently determinable, in the opinion of By The Hand's management, the resolution of such proceedings and litigation will not have a material adverse effect on the financial position of By The Hand.

## Leading by Serving

### BY THE HAND BOARD OF DIRECTORS

Michael Pitts, Chairman  
Managing Director, Operations & Media,  
The Moody Church

Jonathan Banks  
Chief Operating Officer,  
Urban Outreach Foundation

Susy Best  
Thrive Group International, LLC,  
Founder, President, and CEO

James Fellowes  
Chairman, Fellowes, Inc.

Jose Gomez  
Principal, J. Gomez & Assoc. Inc.

Connie Giere, Secretary  
Independent Consultant

Sharon Hickey-Kozek  
Founder and Owner,  
Lincoln Park Preschool & Kindergarten

Tim Horner  
Business Owner/Investor

Roy Patterson  
Community Relations Director and Radio Host,  
Moody Bible Institute

Janel Prichard  
Educator

Gilbert E. Russell  
Director of Business Development,  
ASAP Pharmacy

Tom Sawyer  
Attorney (Retired)

Travis Smith  
eLearning Media Producer, Life University

Rod Van Der Aa, Treasurer  
Retired Executive Vice President of Finance,  
Bible League International

### BY THE HAND LEADERSHIP TEAM

Felicia Bullock  
Chief Financial Officer

Steve Fernandes  
Chief Development Officer

Osen Imoukhuede  
Chief Human Resources Officer

Marco Tinor  
Executive Vice President and  
Chief Operating Officer

Donnita Travis  
CEO and President

### DIRECTORS OF CLUBS

Davina Wilson  
Interim Director of By The Hand—Altgeld

Eddie Wilson  
Director of By The Hand—Austin

Joshua Wheeler  
Director of By The Hand—Cabrini-Green

Bethany Watson  
Director of By The Hand—Englewood

Jeffrey Jamison  
Director of By The Hand—Moving Everest

Yasenia Roman  
Director of By The Hand—North Austin

**For more information or to schedule  
a visit contact us at:**

[info@bythehand.org](mailto:info@bythehand.org)

773-413-0895

**[bythehand.org](http://bythehand.org)**

**Contributors** Design: Design360\* Incorporated    Photography: Ingram Photography and David Pohlmeier    Copywriting: Margaret Hogan



 **By The Hand**  
Club For Kids

**By The Hand—Cabrini-Green**  
1000 N. Sedgwick Street  
Chicago, IL 60610

**By The Hand—Altgeld-Murray**  
13015 S. Ellis Avenue  
Chicago, IL 60827

**By The Hand—Austin**  
415 N. Laramie Avenue  
Chicago, IL 60644

**By The Hand—Englewood**  
945 W. 69th Street  
Chicago, IL 60621

**By The Hand—ME/Austin**  
416 N. Laramie Avenue  
Chicago, IL 60644

**By The Hand—North Austin**  
1841 N. Laramie Avenue  
Chicago, IL 60639

By The Hand is an after-school program that emphasizes academic excellence while nurturing the whole child—mind, body and soul. Our vision is to help children who live in under-resourced neighborhoods have abundant and eternal life.

[Bythehand.org](http://Bythehand.org)



*Enhancing Trust*

